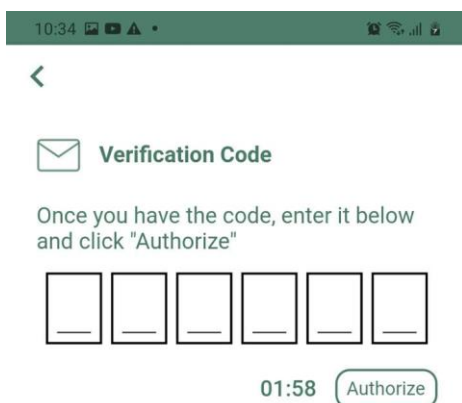


## Two Factor email verification for Room Key.

Once a guest is checked into their room, a “key” button will appear at the top of the Room Details screen. In order to open their room, the guest must click on this button. The first time the guest clicks on this button, they will be required to verify themselves using an email verification.


Here are the steps that are required in order to verify:

1. Click the “Key” button on the room details screen. If it is the first time clicking this key button, then email verification must be performed in order to verify the guest....
2. In the new screen that opens, click “Send email”. This will send an email to the Bookers email address.
3. The guest must then enter the 6 digit verification code contained in the email. The user has 2 minutes to enter the code before it expires. If 2 minutes pass, the user must click “Send email” again to receive a new code.
4. Upon entering the 6 digit verification code, the device will authorize itself as a room key and the Room Unlock Screen will be displayed, where the door will automatically unlock.



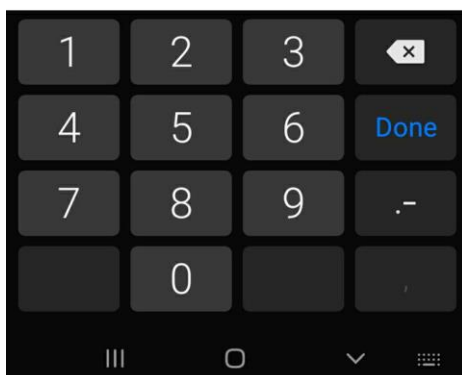
10:34


<

 **Verification Code**

Once you have the code, enter it below and click "Authorize"

01:58 Authorize



1 2 3 

4 5 6 Done

7 8 9 .-

0